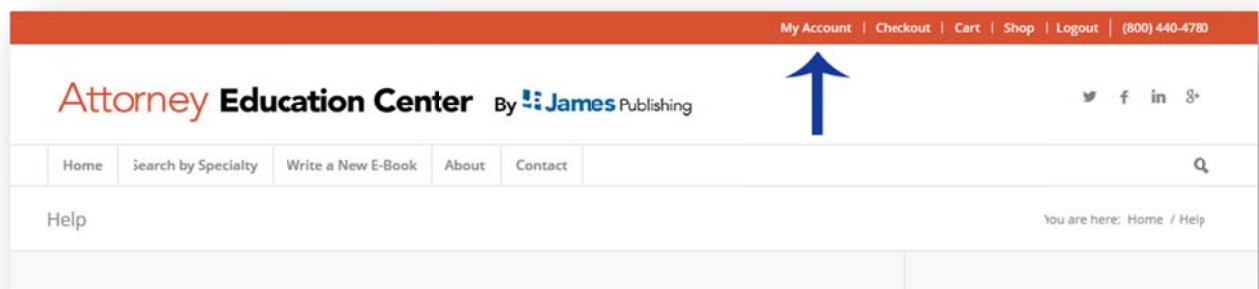
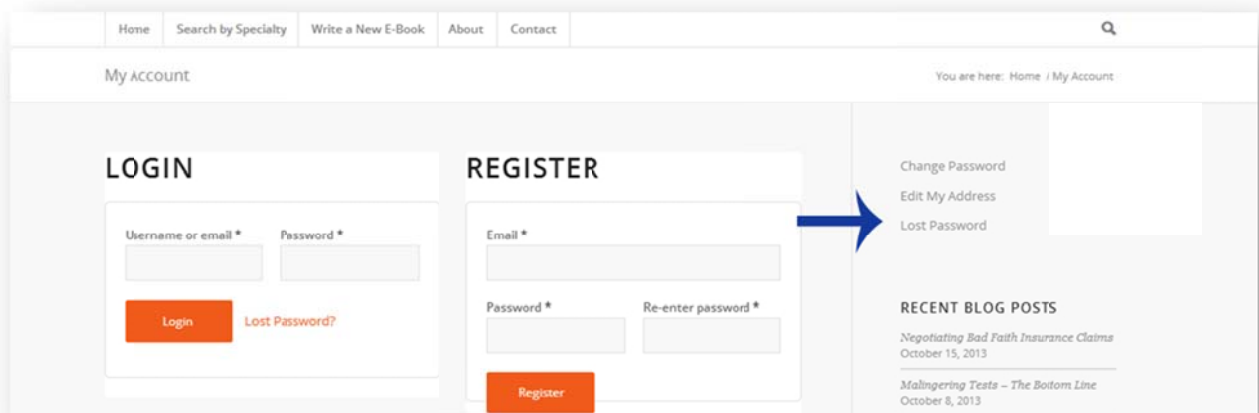


HOW TO RESET YOUR PASSWORD ON JAMES EDUCATION CENTER.COM

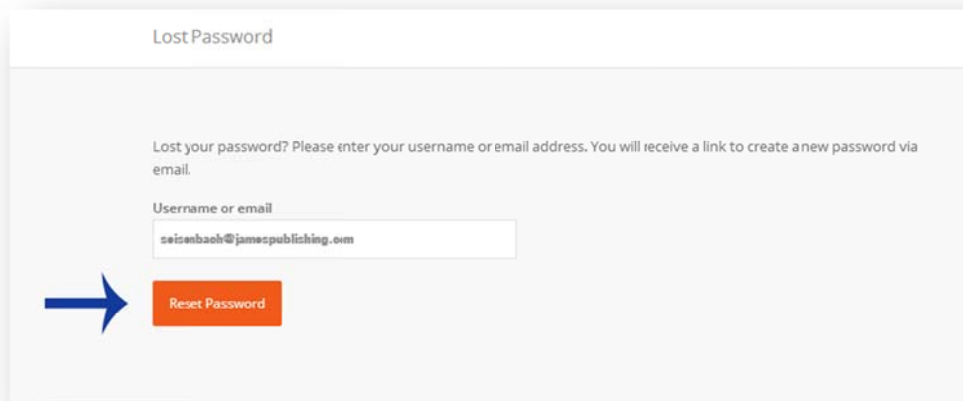
1. Visit www.jameseducationcenter.com
2. In the orange bar at the top of the screen, click on "My Account."



3. On the right-hand side of the screen, click on "Lost Password."



4. Enter your username OR the email address you used when you signed up, then click "Reset Password."



Lost Password

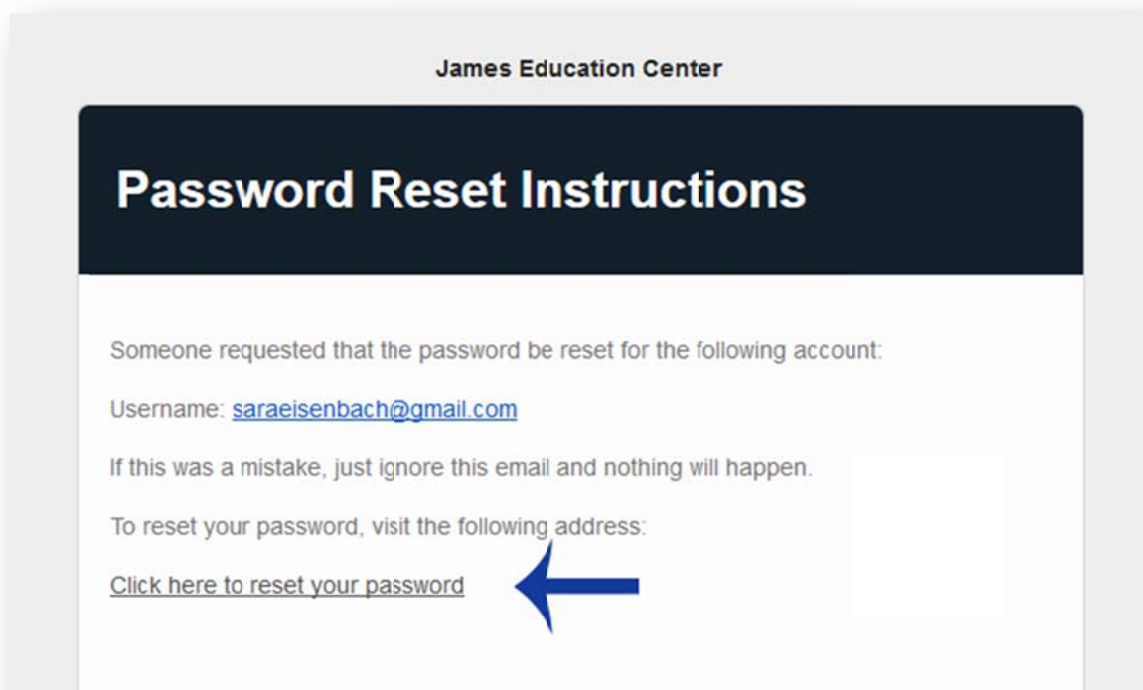
Lost your password? Please enter your username or email address. You will receive a link to create a new password via email.

Username or email

seisenbach@jamespublishing.com

Reset Password

5. Check your e-mail for a confirmation link. Then click on the link that reads, "Click here to reset your password."



James Education Center

Password Reset Instructions

Someone requested that the password be reset for the following account:

Username: saraeisenbach@gmail.com

If this was a mistake, just ignore this email and nothing will happen.

To reset your password, visit the following address:

[Click here to reset your password](#)

6. You will be prompted to enter a new password. After you have done so, click "Save."
7. You can now login with your new password.